



District Report Card: 2017


State: Jammu And Kashmir	District: Kathua
Class: 8	Subject: Language
Schools: 51	Students: 775


Participation/Coverage


Students

GENDER 	Boys		Girls	
	Number	%	Number	%
	404	52.13	371	47.87

AREA 	Rural		Urban	
	Number	%	Number	%
	743	95.87	32	4.13

CATEGORY 	SC		ST		OBC		GEN	
	Number	%	Number	%	Number	%	Number	%
	267	34.45	87	11.23	48	6.19	373	48.13

CWSN 	LD	VI	HI	S&LD	ID	Oth
	2	2	0	0	0	0

Management 	Government		Government-aided	
	Number	%	Number	%
	775	100.00	0	0.00

Average Performance of Students in Language (%)

Overall	Gender		Area		Management		Social Group			
	Male	Female	Rural	Urban	Govt.	Aided	SC	ST	OBC	GEN
40.26	39.52	41.06	39.25	63.75	40.26	0.00	41.95	36.09	42.92	39.68

Performance on Learning Outcomes (LOs)

Learning Outcomes	Description	Average Performance(%)
L813	Read textual/non-textual materials with comprehension and identifies the details, characters, main idea and sequence of ideas and events while reading	40.26

Range of Performance of Students who Answered Correctly							
Below 30%		30% - 50%		50% - 75%		Above 75%	
Number	%	Number	%	Number	%	Number	%
267	34.45	287	37.03	175	22.58	46	5.94

Lowest Performing Learning Outcomes (LOs)

1 - Read textual/non-textual materials with comprehension and identifies the details, characters, main idea and sequence of ideas and events while reading (40.26)